



WORKSHEET 1

1. COMPUTER KNOWLEDGE



Name: _____

Date: _____

A. Multiple Choice Questions


1. Which of the following is a natural object?

(a) Pencil

(b) Pen

(c) Pebble

(d) Pipe



2. Which of the following is an example of machine?

(a) Flower

(b) Hammer

(c) Book

(d) Paper

3. A computer can do the work of which of these machines?

(a) Concrete Mixer

(b) Electric iron

(c) Pressure cooker

(d) Television






B. Fill in the blanks.

computer natural man-made

1. A tree is a _____ object.
2. A notebook is a _____ object.
3. There is a _____ inside a calculator.



C. Write T for True and F for False.

1. Many natural objects are made by humans.
2. Mountains are natural objects.
3. A screwdriver is a machine.

☐
☐
☐

D. Answer these questions.

1. Give two examples of natural objects.
2. Give two examples of man-made objects.
3. Write the name of a household appliance which comes with an embedded computer.



Grade: _____

Teacher's signature: _____



WORKSHEET 2

1. COMPUTER KNOWLEDGE



Name: _____

Date: _____

A. Multiple Choice Questions

1. Which of the following is false about a computer?

- | | |
|---------------------------|--------------------------|
| (a) It is slow | (b) It is fast |
| (c) It does not get tired | (d) It can do many tasks |

2. Which of the following is an example of computer?

- | | |
|----------------|------------------|
| (a) Smartwatch | (b) Mobile phone |
| (c) Calculator | (d) All of these |

3. Which of the following is a part of the computer?

- | | |
|------------|-----------|
| (a) Chair | (b) Mouse |
| (c) Pillow | (d) Spoon |





B. Fill in the blanks.

mobile phone video game television

1. You can play _____ on a computer.
2. We use _____ for taking a photo.
3. We use _____ for watching cricket.




C. Write T for True and F for False.

1. A computer can do multiple tasks at a time.
2. We cannot watch videos on mobile phone.
3. We can watch videos on mobile phone.

☐
☐
☐

D. Answer these questions.

1. Write the name of a household appliance which doesn't come with an embedded computer.
2. Give two examples of simple machine used in your house.
3. Give two examples of simple machine used in your school.



Grade: _____

Teacher's signature: _____



Answer Keys

1. COMPUTER KNOWLEDGE

Worksheet 1

- | | | |
|----------------------|-------------------|---------------------|
| A. (1) Pebble | (2) Hammer | (3) Television |
| B. (1) natural | (2) man-made | (3) computer |
| C. (1) F | (2) T | (3) T |
| D. (1) stone, flower | (2) brick, pencil | (3) washing machine |

Worksheet 2

- | | | |
|----------------------|--------------------------|----------------|
| A. (1) It is slow | (2) All of these | (3) Mouse |
| B. (1) video game | (2) mobile phone | (3) television |
| C. (1) T | (2) F | (3) T |
| D. (1) electric iron | (2) hammer, screw driver | (3) watch, fan |



WORKSHEET 1

2. PARTS OF A COMPUTER



Name: _____

Date: _____

A. Multiple Choice Questions

1. Which part of a computer looks like a television?

(a) Printer

(b) Mouse

(c) Monitor

(d) CPU



2. Which part of a computer works like a typewriter?

(a) Printer

(b) Keyboard

(c) Mouse

(d) Speaker



3. A mouse has how many buttons?

(a) One

(b) Two

(c) Three

(d) Four





B. Fill in the blanks.

Speaker Monitor Microphone

1. The _____ of a computer shows images and videos.
2. You can record a song on computer by using a _____ .
3. You can hear a song on computer by using a _____ .

C. Write T for True and F for False.

1. The monitor is the brain of a computer.
2. Microphone works like ears of computer.
3. You can record a song using a mouse only.

D. Match the Columns.

Column A

- (1) Monitor
- (2) Printer
- (3) Scanner

Column B

- (a) Printout
- (b) Takes photo
- (c) Display




E. Answer these questions.

1. What is the function of monitor in a computer?
2. What is a keyboard?
3. How does a mouse look? What is the main use of mouse?

Grade: _____

Teacher's signature: _____



WORKSHEET 2

2. PARTS OF A COMPUTER



Name: _____

Date: _____

A. Multiple Choice Questions

1. A CPU is called which of the following of a computer?

(a) Brain

(b) Eyes

(c) Ears

(d) Hands

2. You will use which of the following to take a photo of a document?

(a) Printer

(b) Mouse

(c) Monitor

(d) Scanner

3. Which part of the computer helps you listen to music?

(a) CPU

(b) Speakers

(c) Mouse

(d) Monitor





B. Fill in the blanks.

camera television printer

1. A _____ is required for printing documents from a computer.
2. A scanner works like a _____ .
3. A monitor works like a _____ .

C. Write T for True and F for False.

1. You need a scanner to print a document.
2. There are many wires in a desktop computer.
3. There are many wires in a laptop.

☐
☐
☐

D. Match the Columns.

Column A

- (1) CPU
- (2) Speaker
- (3) Monitor

Column B

- (a) Gives sound
- (b) Display
- (c) Brain of computer



E. Answer these questions.

1. What is the function of CPU?
2. Why do we need speakers for a computer?
3. Why do we need keyboard for a computer?

Grade: _____

Teacher's signature: _____



Answer Keys

2. PARTS OF A COMPUTER

Worksheet 1

- | | | | |
|----|-------------|----------------|-------------|
| A. | (1) monitor | (2) keyboard | (3) two |
| B. | (1) monitor | (2) microphone | (3) speaker |
| C. | (1) F | (2) T | (3) F |
| D. | (1) c | (2) a | (3) b |
- E.
1. A monitor displays various items on computer. When you type a letter on computer, you can see it on monitor. You can watch a movie on monitor.
 2. A keyboard is a peripheral device. It is used for typing letters and numbers. We use keyboard for doing most of the tasks on a computer.
 3. A mouse looks like a real mouse. It has two buttons and a scroll wheel. The main use of a mouse is to point at something on computer screen.

Worksheet 2

- | | | | |
|----|-------------|-------------|----------------|
| A. | (1) brain | (2) scanner | (3) speakers |
| B. | (1) printer | (5) camera | (3) television |
| C. | (1) F | (2) T | (3) F |
| D. | (1) c | (2) a | (3) b |
- E.
1. The CPU works like the brain of a computer. It processes information and controls the working of different parts of a computer.
 2. A speaker is device which produces sound. We need speakers when we want to listen to songs or to watch a video or to play video games.
 3. A keyboard is just like a type writer. It has small buttons called keys. These keys consist of numbers, letters and symbols. You can press these keys to type on the monitor.



WORKSHEET 1

3. USES OF A COMPUTER



Name: _____

Date: _____

A. Multiple Choice Questions

- Which of the following uses computer for making question banks?
 - School
 - Hospital
 - Shop
 - Airport
- Which of the following uses computer for booking tickets of passengers?
 - Hospital
 - Shop
 - Airport
 - Medical store
- Which of the following uses computer for diagnosing a disease?
 - Lawyer
 - Businessman
 - Teacher
 - Doctor





B. Fill in the blanks.

book hotels bank

1. _____ and resorts use computer to enter records of guests.
2. _____ uses computer to keep detail of money in customer's account.
3. You can _____ and cancel train tickets using a computer.

C. Write T for True and F for False.

1. A doctor has no use of computer.
2. A teacher can use a computer to print questions.
3. Banks don't need computer to keep customer data.

☐
☐
☐

D. Answer these questions.

1. Make a list of any three uses of computer in school.
2. Make a list of any two uses of computers in a hotel.
3. Why do the banks need computers?



Grade: _____

Teacher's signature: _____



WORKSHEET 2

3. USES OF A COMPUTER



Name: _____

Date: _____

A. Multiple Choice Questions

1. Why do we use computer at home?

- (a) Watching movies
- (b) Playing video games
- (c) Making homework
- (d) All of the above



2. Why does a departmental store use computer?

- | | |
|---------------------|------------------------|
| (a) Making bills | (b) Printing notebooks |
| (c) Scanning photos | (d) Playing video game |

3. Which part print documents or pictures from the computer?

- | | |
|--------------|-------------|
| (a) Keyboard | (b) Mouse |
| (c) Printer | (d) Monitor |



B. Fill in the blanks.

used

play

computer

1. You can make slide presentation by using a _____ program.
2. Computers are _____ for online studies.
3. You can _____ games on a computer.

C. Write T for True and F for False.

1. Computers help in making our task difficult.
2. There is a computer in mobile phone.
3. Computers are used for watched movies also.

☐
☐
☐

D. Answer these questions.

1. Why does a student need computers?
2. What is the use of computers for a chemist shop?
3. What is the use of computers for a student?



Grade: _____

Teacher's signature: _____



Answer Keys


2. PARTS OF A COMPUTER

Worksheet 1

- A. (1) school (2) airport (3) doctor
B. (1) hotels (2) bank (3) book
C. (1) F (2) T (3) F
D. 1. Following are some uses of computer in school:
• For making questions.
• For keeping students' records.
• For teaching.
2. Following are two uses of computers in a hotel:
• For keeping guests' records.
• For keeping the record of items in hotel.
3. Banks need computers for following purposes:
• For keeping record of money of customers.
• For giving fast service to customers.

Worksheet 2

- A. (1) all of these (2) making bills (3) printer
B. (1) computer (2) used (3) used
C. (1) F (2) T (3) T
D. 1. A student needs a computer for following purposes:
• For doing homework
• For getting additional knowledge
2. A chemist shop uses computer for following purposes:
• For keeping a record of stock of medicines
• For making bills
3. A student uses a computer for following purposes:
• Drawing and Painting
• Doing mathematical calculations



WORKSHEET 1

4. COMPUTER KEYBOARD

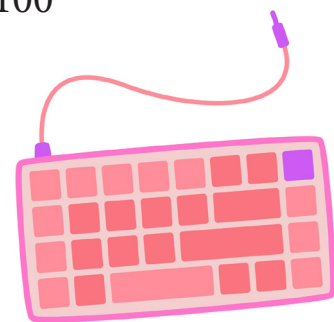


Name: _____

Date: _____

A. Multiple Choice Questions

- Most of the keyboards have how many keys?
 - 20
 - Between 20 to 50
 - Between 50 to 100
 - More than 100
- Which is the longest key on a keyboard?
 - Enter
 - Spacebar
 - Tab
 - Caps Lock
- How many Arrow keys are there on a keyboard?
 - One
 - Two
 - Three
 - Four





B. Fill in the blanks.

alphabet two one

1. There are _____ sets of number keys.
2. There is/are _____ set/sets of alphabet keys.
3. You can letters using _____ keys.



C. Write T for True and F for False.

1. Computer keyboard has same layout as a typewriter.
2. Press Enter to create space between two words.
3. Press Caps Lock to type capital letters.

☐
☐
☐

D. Match the Columns.

Column A

- (1) Spacebar
- (2) Backspace
- (3) Caps Lock

Column B

- (a) For deleting letters towards left
- (b) For typing capital letters
- (c) For creating space between two words

E. Answer these questions.

1. Write a short note on keyboard.
2. What do you understand by alphabet keys?
3. What do you understand by number keys?



Grade: _____

Teacher's signature: _____



WORKSHEET 2

4. COMPUTER KEYBOARD



Name: _____

Date: _____

A. Multiple Choice Questions

1. How many keys have numbers written on them?

(a) 10

(b) 20

(c) 30

(d) 40

2. Which is the first letter on Alphabet keys?

(a) A

(b) B

(c) Q

(d) Z

3. Which is the last letter on Alphabet keys?

(a) P

(b) Z

(c) C

(d) M





B. Fill in the blanks.

Bottom number backspace

1. You can type _____ using number keys.
2. Spacebar key is at _____ of keyboard.
3. The key that helps you to erase a letter is the _____ key.



C. Write T for True and F for False.

1. Press Spacebar to delete letters.
2. Arrow keys are used for moving the cursor.
3. The Enter key is used to start a new line.

☐
☐
☐

D. Match the Columns.

Column A

- (1) Enter
- (2) Numeric keys
- (3) Alphabet keys

Column B

- (a) For typing numbers
- (b) For typing capital letters
- (c) For creating space between two words

E. Answer these questions.

1. What is the spacebar key?
2. What is the use of Enter key?
3. What is the use of Shift key?



Grade: _____

Teacher's signature: _____



Answer Keys


4. COMPUTER KEYBOARD

Worksheet 1

- A. (1) more than 100 (2) Spacebar (3) Four
- B. (1) two (2) one (3) alphabet
- C. (1) T (2) F (3) T
- D. (1) c (2) a (3) b
- E. 1. A keyboard is used for typing letters, symbols and numbers. A typical keyboard has 104 keys. Alphabet keys are used for typing letters and numeric keys are used for typing numbers.
2. Alphabet keys are used for typing letters. There are 26 alphabet keys as there are 26 letters in the alphabet. Keyboards generally show letters on QWERTY pattern.
3. Number keys are used for typing numbers. There are two sets of number keys and each set contains numbers from 0 to 9. One set is above the set of alphabet keys. Another set is on the right side of keyboard.

Worksheet 2

- A. (1) 20 (2) Q (3) M
- B. (1) number (2) bottom (3) backspace
- C. (1) F (2) T (3) T
- D. (1) b (2) d (3) a
- E. 1. This is the longest key on the keyboard. It is used for making space between two words.
2. Enter key is used for moving the cursor to the next line. It is also changed for changing a paragraph.
3. The Shift key on a keyboard is used to:
- Write capital letters (like A, B, C, etc)
 - Type special symbols (like @, \$, %, etc)
- For example, press Shift and the letter A to write a big “A”.



WORKSHEET 1

5. KNOW YOUR MOUSE



Name: _____

Date: _____

A. Multiple Choice Questions

1. How many buttons are there in a mouse?

(a) One

(b) Two

(c) Three

(d) Four

2. A mouse has how many scroll wheels?

(a) One

(b) Two

(c) Three

(d) Four

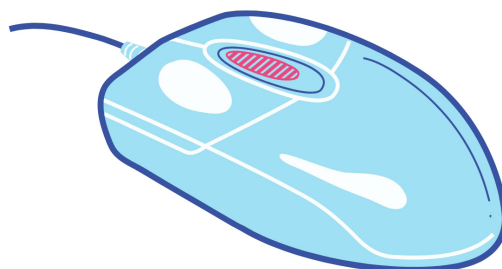
3. Which button of the mouse is pressed for selecting an item on monitor?

(a) Left

(b) Right

(c) Either left or right

(d) Both left and right





B. Fill in the blanks.

cordless index middle

1. _____ finger is used for clicking the left button.
2. _____ finger is used for clicking the right button.
3. There is no wire in a _____ mouse.

C. Write T for True and F for False.

1. Mouse pointer looks like an arrow.
2. You can use a mouse to make a drawing.
3. You can use a mouse to type letters.

☐
☐
☐

D. Match the Columns.

Column A

- (1) Left button
- (2) Right button
- (3) Scroll wheel

Column B

- (a) Move a page up and down
- (e) Select a file
- (c) Open a file

E. Answer these questions.

1. Explain the structure of a mouse.
2. What is the use of a mouse pad?
3. What do you understand by mouse pointer?



Grade: _____

Teacher's signature: _____



WORKSHEET 2

5. KNOW YOUR MOUSE



Name: _____

Date: _____

A. Multiple Choice Questions

1. Which part of the mouse is used for moving a page up or down the screen?
 - (a) Left button
 - (b) Right button
 - (c) Scroll wheel
 - (d) Wire
2. Which part of the mouse is clicked twice to select and open a file?
 - (a) Left button
 - (b) Right button
 - (c) Scroll wheel
 - (d) Wire
3. Which of the following moves along when you move the mouse?
 - (a) Cursor
 - (b) Mouse pointer
 - (c) Monitor
 - (d) Keyboard





B. Fill in the blanks.

two

mouse pad

opens

1. A _____ prevents dust from entering the mouse.
2. Right click _____ a file.
3. The mouse has _____ buttons.

C. Write T for True and F for False.

1. Double click is used on right button of mouse.
2. Left button is not used for opening a file.
3. Right click in computer is used for opening a file.

☐☐☐

D. Match the Columns.

Column A

- (1) Double click
- (2) Mouse pad
- (3) Scroll Wheel

Column B

- (a) Select and open a file
- (b) Scroll up and down the page
- (c) Prevents dust



E. Answer these questions.

1. How do you hold a mouse?
2. How will you open a file by using both left and right buttons?
3. How will you open a file by using left button only?

Grade: _____

Teacher's signature: _____



Answer Keys


5. KNOW YOUR MOUSE

Worksheet 1

- A. (1) two (2) one (3) left
B. (1) Index (2) middle (3) cordless
C. (1) T (2) T (3) F
D. (1) e (2) c (3) a
E. 1. A mouse looks like a real mouse without legs but with a tail. There are two buttons and a scroll wheel on a mouse.
2. A mouse pad is used for keeping the mouse and moving the mouse over it. Mouse pad is used as mouse works better on a smooth surface. The mouse pad also prevents dust from entering the mouse.
3. When mouse is moved, a small arrow moves on screen. This arrow is called mouse pointer.

Worksheet 2

- A. (1) scroll wheel (2) left button (3) Mouse pointer
B. (1) mousepad (2) opens (3) two
C. (1) F (2) F (3) F
D. (1) a (2) c (3) b
E. 1. Mouse is held below palm. Index finger is kept over left button and middle finger is kept over right button. Index finger is used for pressing left button and for moving scroll wheel. Middle finger is used for pressing right button.
2. Click left button to select a file, and then click right button to open the file.
3. For opening a file by using left button only, double click the left button.



WORKSHEET 1

6. PAINT WITH TUX PAINT




Name: _____

Date: _____

A. Multiple Choice Questions

1. The main screen of Tux Paint has how many parts?

- (a) Two
- (b) Three
- (c) Four
- (d) Five



2. Which tool is used for starting a new drawing in Tux paint?

- | | |
|---------------|------------------|
| (a) New tool | (b) Drawing tool |
| (c) File tool | (d) Save tool |

3. Which tool can be used for drawing a circle?

- | | |
|------------|-----------|
| (a) Fill | (b) Shape |
| (c) Pencil | (d) Brush |



B. Fill in the blanks.

painting closed paint

1. Tux paint is a drawing and _____ program.
2. _____ tool is used for making freehand drawing.
3. Shape tool used for making simple _____ shapes.

C. Write T for True and F for False.

1. Tux paint can be easily used by children.
2. Toolbar is on the right side of Tux paint window.
3. Colour box is at the bottom of Tux paint window.

☐
☐
☐

D. Match the Columns.

Column A

- (1) Want to fill red colour in a circle
- (2) Want to make a triangle
- (3) Want to draw a horizontal line

Column B

- (a) Shape tool
- (b) Fill tool
- (c) Line tool

E. Answer these questions.

1. How will you create a new file in Tux Paint?
2. How will you fill blue colour in a rectangle?
3. How will you use a Pencil in Tux Paint?



Grade: _____

Teacher's signature: _____



WORKSHEET 2

6. PAINT WITH TUX PAINT



Name: _____

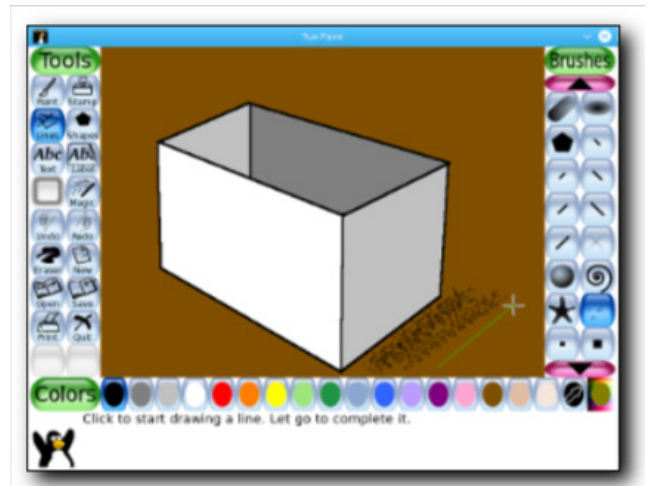
Date: _____

A. Multiple Choice Questions

- Which tool can be used for drawing straight line?
 - Shape
 - Pencil
 - Brush
 - Line
- Which tool is used for removing unwanted part from a drawing?

(a) Erase	(b) Remove
(c) Fill	(d) New
- Which tool do you use to start a new drawing in Tux Paint?

(a) Save	(b) New
(c) Open	(d) Print





B. Fill in the blanks.

pencil Save Fill

1. Brush and _____ are parts of paint tool.
2. _____ tool is used to fill a closed area with colour.
3. _____ tool is used for saving a drawing.

C. Write T for True and F for False.

1. Drawing area is called chart paper in Tux paint. ☐
2. Selector bar is on the left side of Tux paint window. ☐
3. Line Tool is used to draw straight lines, not curved ones. ☐

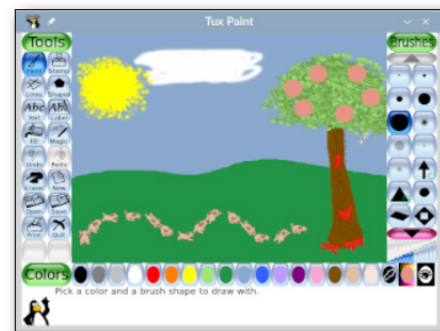
D. Match the Columns.

Column A

- (1) Want to draw a penguin
- (2) Want to remove the nose of penguin
- (3) Used to draw pictures and shapes

Column B

- (a) Paint tool
- (b) Eraser tool
- (c) Brush tool



E. Answer these questions.

1. How will you erase an unwanted part from a drawing?
2. Which tool is used to add words to your drawing in Tux Paint?
3. What does the Fill Tool do in Tux Paint?

Grade: _____

Teacher's signature: _____



Answer Keys

6. PAINT WITH TUX PAINT

Worksheet 1

- A. (1) five (2) new tool (3) shape
- B. (1) painting (2) paint (3) closed
- C. (1) T (2) F (3) T
- D. (1) b (2) a (3) c
- E. 1. Follow these steps to create a new file:
- i. Click New in Toolbar
 - ii. Select a background from options
 - iii. Click the Open button
2. Follow these steps to fill blue color in a rectangle:
- i. Select Fill tool
 - ii. Select blue color from color tool
 - iii. Click anywhere inside the rectangle
3. Follow these steps to use a pencil in Tux Paint:
- i. Select paint tool in Toolbar
 - ii. Select pencil from Brushes
 - iii. Drag mouse pointer to make drawing

Worksheet 2

- A. (1) line (2) erase (3) New
- B. (1) pencil (2) Fill (3) Save
- C. (1) F (2) F (3) T
- D. (1) a (2) b (3) c
- E. 1. Follow these steps to remove an unwanted part from a drawing:
- i. Select Eraser tool from Toolbar
 - ii. Click and drag mouse over the area you want to erase
2. The Text tool is used to add words to your drawing in Tux Paint. You can type letters, words, or sentence using this tool.
3. The Fill tool is used to fill an area with selected color in the Tux Paint. When you click in a closed space in your drawing with the Fill tool, it fills that entire space with the selected colour.



WORKSHEET 1

7. USING COMPUTERS THE RIGHT WAY



Name: _____

Date: _____

A. Multiple Choice Questions

- Which of the following can be inserted in a slot in CPU?
 - Pen drive
 - Fingers
 - Cloth
 - Paper
- Which of the following should not be put on a computer table?
 - Pen
 - Paper
 - CD
 - Food
- Which of the following is the correct way of sitting near a computer?
 - With straight back
 - Slouch
 - Leaning back
 - All of these





B. Write T for True and F for False.

1. You must make a queue while entering the computer lab.
2. You can pull any wire from the computer.
3. Keyboard is waterproof.

☐
☐
☐

C. Answer these questions.

1. Write some safety tips for using computer.
2. How will you keep the computer clean?
3. How can you safely use the keyboard?



Grade: _____

Teacher's signature: _____



WORKSHEET 2

7. USING COMPUTERS THE RIGHT WAY



Name: _____

Date: _____

A. Multiple Choice Questions

1. A computer can be cleaned with which of the following?
 - (a) Rough towel
 - (b) Soft cloth
 - (c) Paper
 - (d) Sand paper
2. What do you see on the computer screen?
 - (a) Food
 - (b) Trees
 - (c) Clothes
 - (d) Pictures and words
3. What do you use to type on the computer?
 - (a) Mouse
 - (b) Keyboard
 - (c) Screen
 - (d) Speakers





B. Write T for True and F for False.

1. Keep the computer covered when not in use.
2. Don't tell the teacher if a wire is broken.
3. Always wash your hands before using the computer.

☐
☐
☐

C. Answer these questions.

1. What happens if someone sits too close to the computer?
2. Why is it necessary to maintain a good posture while using a computer?
3. Why it is important to take breaks after using the computer for a long time?



Grade: _____

Teacher's signature: _____



Answer Keys


7. USING COMPUTERS THE RIGHT WAY

Worksheet 1

- A. (1) pen drive (2) food (3) with straight back
B. (1) T (2) F (3) F
C. 1. Following are the safety tips for using computer:
i. Don't pull any wire
ii. Don't insert your finger in any slot
iii. If any wire is broken, tell your teacher
2. Follow these tips for keeping the computer clean:
i. Don't eat or drink near computer
ii. Clean with a soft cloth
iii. Cover the computer when not in use
3. Be gentle while typing on the keyboard. Never press a key with great force.

Worksheet 2

- A. (1) soft cloth (2) Pictures and words (3) Keyboard
B. (4) T (2) F (3) T
C. 1. A computer screen gives harmful rays. Sitting too close to the computer can damage your eyes.
2. A bad posture can cause backache and sprain in neck. So, it is necessary to maintain a good posture while using a computer.
3. It is important to take breaks after using the computer for a long time because:
i. Our eyes need rest so they do not feel tired.
ii. Our body needs to move to stay healthy.
iii. Taking breaks helps us feel fresh and happy.
This keeps us healthy and ready to work or play again!



WORKSHEET 1

8. STORAGE DEVICES



Name: _____

Date: _____

A. Multiple Choice Questions

- Which of the following is smallest in size?
 - Hard disk
 - CD
 - Pen drive
 - Memory card
- Which of the following storage devices remains inside the CPU?
 - DVD
 - Hard disk
 - Pen drive
 - Memory card
- Which of the following storage device is generally used in a mobile phone?
 - CD
 - DVD
 - Memory card
 - Pen drive






B. Fill in the blanks.

memory card port more

1. A pen drive fits in a _____ in computer.
2. A DVD stores _____ data than a CD.
3. Digital camera stores images on _____ .



C. Write T for True and F for False.

1. You can insert a CD in a port in a computer.
2. You can insert a pen drive in a port in a computer.
3. A hard disk stores maximum amount of data compared to other storage devices.

☐
☐
☐

D. Answer these questions.

1. What do you understand by data in a computer?
2. Write names of any four storage devices?
3. Write a short note on Hard disk.



Grade: _____

Teacher's signature: _____



WORKSHEET 2

8. STORAGE DEVICES



Name: _____

Date: _____

A. Multiple Choice Questions

1. You will use which of the following for copying and transferring data from mobile to a computer?

- (a) CD
- (b) DVD
- (c) Pen drive
- (d) Memory card



2. Which of these is a storage device?

- | | |
|------------|-----------------|
| (a) Mouse | (b) CD |
| (c) Screen | (d) Smartphones |

3. What do you use to store files on a computer?

- | | |
|--------------------|-------------|
| (a) Keyboard | (b) Monitor |
| (c) Storage device | (d) Speaker |



B. Fill in the blanks.

CD

Memory card

data

1. Music file and image file are examples of _____ .
2. _____ can be easily carried from one place to another..
3. _____ stores photos, videos and data files on mobiles.

C. Write T for True and F for False.

1. Pen drive can store more data than a CD.
2. None of the pen drives can store more data than a DVD.
3. You can store information on a mouse.

☐☐☐

D. Answer these questions.

1. What do you understand by pen drive?
2. What do you understand by memory card?
3. Name two storage devices you can carry in your pocket.



Grade: _____

Teacher's signature: _____



Answer Keys

8. STORAGE DEVICES

Worksheet 1

- A. (1) Memory card (2) Hard disk (3) memory card
B. (1) port (2) more (3) memory card
C. (1) F (2) T (3) T
D. 1. Information in the form of documents, images, videos, etc. is called data.
2. Hard disk, CD, DVD and Pen drive
3. A hard disk is present inside the computer. It can store a large amount of data. Any work done on the computer is saved in hard disk.

Worksheet 2

- A. (1) Memory card (2) CD (3) Storage device
B. (1) data (2) CD (3) Memory card
C. (1) T (2) F (3) F
D. 1. A pen drive is a storage device. It can be inserted in a port in computer. Pen drive can be easily carried in pocket. It is generally used for transferring data from one computer to another.
2. A memory card is very small in size. It is often used in mobile phones and digital camera for storing data. You need a card reader to read data from memory card.
3. Memory card and Pen drive